

## A GRAPH THEORY–BASED APPROACH TO TRAFFIC FLOW MANAGEMENT

Poonam Musmade<sup>1</sup> S. M. Khairnar<sup>2</sup> Sachin Rajas<sup>3</sup>

<sup>1,2</sup>Ajeenkya D Y Patil School of Engineering, Lohgoan Pune (MS), India

<sup>1,3</sup>Ajeenkya D Y Patil University, Lohgoan Pune (MS), India

Poonam.musmade@gmail.com/musmadepoonam92@gmail.com

**Abstract**— In this paper, the design of a traffic controller at a crossroads is explored using graph theory. The controller aims to minimize the waiting time for public transportation by optimizing traffic flow. The paper outlines the model for a selected traffic crossing, demonstrates its application through examples, and presents results showing the effectiveness of the control algorithm. The work presented is part of a small project aimed at providing traffic engineers with tools to optimize traffic light control.

**Keywords**— Discrete Event Systems, Traffic Control, Graph Theory, Compatible Graph.

### 1. Introduction

Traffic congestion is a growing concern in large cities, leading to significant social, economic, and environmental impacts. As urban areas expand due to rapid urbanization, the strain on transportation systems increases, necessitating the development of smart city initiatives. These initiatives aim to improve citizens' lives by integrating advanced technologies into various aspects of urban life, including transportation.

Traffic signalling systems are critical components of urban infrastructure, designed to manage the flow of vehicles and pedestrians, ensuring safety and efficiency on the roads. The primary goal of traffic control is to regulate traffic flow, minimize delays, and reduce the likelihood of accidents. Given the increasing complexity of traffic systems, there is a pressing need to optimize existing road networks rather than solely expanding them. Graph theory offers a robust framework for modelling and solving problems related to traffic control. By representing traffic flows as a compatible graph, traffic engineers can analyse and optimize traffic

signal timings at intersections to reduce congestion and improve overall traffic efficiency.

### 2. Elements of Traffic Control

A computerized traffic control system comprises four key elements:

1. **Computer:** Central processing unit for the system, which manages data and executes control algorithms.
2. **Communication Devices:** Facilitate data transmission between various components of the traffic control system.
3. **Traffic Signals and Associated Equipment:** Control the flow of vehicles and pedestrians at intersections.
4. **Detectors for Sensing Vehicles:** Gather real-time data on traffic conditions, which is then processed by the computer system.

These elements work together to monitor and manage traffic flow. Detectors capture data on vehicle presence and movement, which is transmitted to the central computer. The computer processes this information and adjusts traffic signals accordingly to optimize flow and reduce congestion.



Fig.1

### 3. Properties of Traffic

Three fundamental properties characterize road traffic:

1. **Ambiguity:** Variability in traffic patterns due to unpredictable factors such as weather, accidents, and human behaviour.
2. **Finiteness:** Traffic systems operate within finite boundaries, such as road networks and signal timings.
3. **Time-Space:** Traffic flow is inherently linked to both time and spatial dimensions, requiring models that can accommodate dynamic changes in both.

These properties must be considered when designing traffic control systems to ensure they can adapt to varying conditions and maintain efficiency.

#### 4. Applications of Graph Theory in Traffic Control

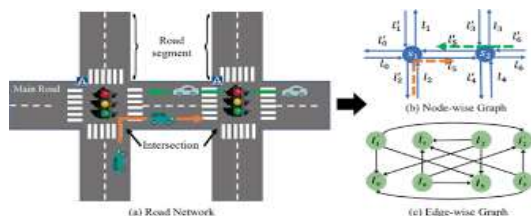


Fig.3

Graph theory has emerged as a powerful tool in the design and optimization of traffic control systems. Modern applications of graph theory include traffic networks, navigable networks, and optimal routing for emergency response. In traffic control, graph theory is used to model intersections and traffic flows as a network of nodes and edges, where:

- **Nodes** represent intersections or traffic signals.
- **Edges** represent the connectivity between signals or the paths vehicles can take.

This network model allows for the identification of optimal routes, the coordination of traffic signals, and the prediction of traffic behaviour under different conditions.

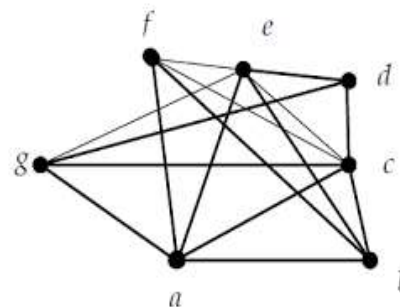


Fig.4

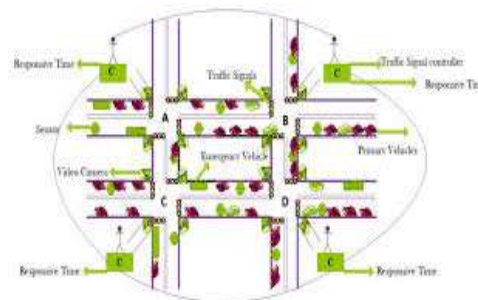



fig.5

One of the classical problems in graph theory, **The Konigsberg Bridge Problem**, exemplifies how graph theory can solve complex network problems, including traffic control. By applying similar principles, traffic engineers can design systems that minimize congestion and enhance the efficiency of traffic flow.



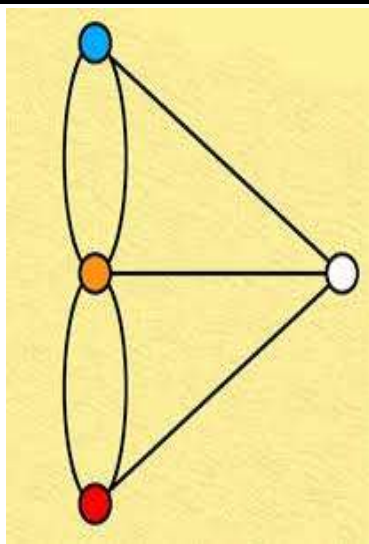


Fig.6

#### 4.1 Control at Crossroads Using Graph Theory

At traffic intersections, graph theory can be applied to develop a compatibility graph. In this graph:

- **Vertices** represent different traffic flows.
- **Edges** connect two vertices if the corresponding traffic flows can occur simultaneously without causing a collision.

This model enables the optimization of traffic light cycles, ensuring that green lights are given in a manner that maximizes flow while minimizing the likelihood of accidents.

#### 5. Traffic Control Algorithm

One of the algorithms used in traffic control is the **fuzzy logic algorithm** based on the Mamdani method. This algorithm determines the duration of green lights at intersections based on the number of vehicles arriving during each cycle. By adjusting the length of green lights dynamically, the algorithm can reduce waiting times and improve traffic flow.

##### 5.1 Traffic Models

Traffic models are mathematical representations of real-world traffic systems. These models often incorporate network theory and principles from physics, such as the kinematic wave model,

to simulate and predict traffic behaviour. By integrating graph theory into these models, engineers can develop more accurate and efficient traffic control systems.

#### 5.2 Compatibility graph: definition

In graph theory, a comparability graph is an undirected graph that connects pairs of elements that are comparable to each other in a partial order. Comparability graphs have also been called transitively orientable graphs, partially orderable graphs, containment graphs, and divisor graphs. In graph theory, a comparability graph is an undirected graph that connects pairs of elements that are comparable to each other in a partial order. Compatibility Graph

In graph theory, a **compatibility graph** is an undirected graph where pairs of vertices are connected if the corresponding elements are comparable in a partial order. In traffic control, this concept is used to model the compatibility of traffic flows at intersections. By analysing the compatibility graph, engineers can determine the most efficient signal timings and reduce the likelihood of traffic conflicts.

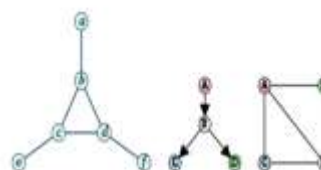


Fig.7

#### 6. Best Solutions for Traffic Management

Several strategies can be implemented to improve traffic management:

1. **Multimodal Streets:** Designing streets for multiple modes of transportation, including vehicles, bicycles, and pedestrians.
2. **Congestion Pricing and Limited Traffic Zones:** Implementing policies to reduce traffic in high-congestion areas.



3. **Eliminating Street Parking:** Reducing the space available for parking to encourage the use of alternative transportation methods.
4. **Adding Transit Options:** Expanding public transportation networks to reduce reliance on personal vehicles.
5. **Reclaiming Public Spaces:** Redesigning urban spaces to prioritize pedestrians and public transport over vehicles.

These solutions aim to reduce congestion by optimizing the use of existing road networks and promoting alternative transportation methods.

### 7. Conclusion

The application of graph theory in traffic control systems offers significant potential for optimizing traffic flow and improving safety at intersections. By modelling traffic flows as a compatibility graph, engineers can design more efficient traffic light cycles and reduce congestion. However, the complexity of traffic systems means that no single model can address all challenges. Future research should focus on developing more sophisticated models that can adapt to a wider range of traffic conditions and incorporate emerging technologies such as the Internet of Things (IoT) to further enhance traffic management.

### REFERENCES:

1. Budayasa, I. K. (2007). *Teori Graf dan Aplikasinya (Graph Theory and Its Applications)*. Surabaya: University Press of Universitas Negeri Surabaya.
2. Dinas Perhubungan Kota Surabaya. (2015). *Laporan Survey Kinerja Lalu Lintas Tahun 2015 Tahap 2 (Survey Report of Traffic Light)*. Surabaya: Pemerintah Kota Surabaya.
3. Hosseini, S. M., & Orooji, H. (2009). *Phasing of Traffic Light at Road Junction*. Applied Mathematical Science, 3(30), 1487-1492.
4. Wang, Q., Wang, L., & Wei, G. (2011). *Research on Traffic Light Adjustment Based on Compatibility Graph of Traffic Flow*. University of Science and Technology, Qingdao, China.
5. UU no 22 tahun 2009 tentang lalu lintas dan angkutan jalan (Law in Traffic and Roads).
6. Sushil Khairnar. "Application of Blockchain Frameworks for Decentralized Identity and Access Management of IoT Devices". International Journal of Advanced Computer Science and Applications (IJACSA) 16.6 (2025). <http://dx.doi.org/10.14569/IJACSA.2025.0160604>
7. Khairnar, S., Bansod, G., Dahiphale, V. (2019). A Light Weight Cryptographic Solution for 6LoWPAN Protocol Stack. In: Arai, K., Kapoor, S., Bhatia, R. (eds) Intelligent Computing. SAI 2018. Advances in Intelligent Systems and Computing, vol 857. Springer, Cham. [https://doi.org/10.1007/978-3-030-01177-2\\_71](https://doi.org/10.1007/978-3-030-01177-2_71)
8. Sushil Khairnar and Deep Bodra. "Recommendation Engine for Amazon Magazine Subscriptions". International Journal of Advanced Computer Science and Applications (ijacsa) 16.7 (2025). <http://dx.doi.org/10.14569/IJACSA.2025.0160796>
9. Sushil Khairnar, Deep Bodra . Analysis and Evaluation of Modern Lightweight Cryptographic Algorithms: Standards, Hardware Implementation, and Security Considerations. International Journal of Computer Applications. 187, 37 ( Sep 2025), 10-15. DOI=10.5120/ijca2025925634
10. Khairnar, S., & Bodra, D. . (2025). A Data-Driven Approach to Air Traffic Delay Prediction and Sentiment Evaluation. International Journal of Basic and Applied Sciences, 14(4), 184-193. <https://doi.org/10.14419/cdx7kx09>

